



HIGH SPEED SCREENS "BANANA SCREENS" HSR SERIES

The high speed vibrating screens, generally known as banana screens and produced by **IME** from the middle of '80, are the result of a development and several experiences matured after years and years of research and design on the vibrating grain sizers. Like all special screens, they are suitable for all those screening requirements which are seldom obtainable on traditional screens.

RUNNING PRINCIPLE

Can be built with one or more screening decks. Each screening deck is subdivided in 2 or 3 sections. The first section has a bigger inclination than the other, which decreases till the discharge point, that gives a profile like a banana.

OPERATION

The operation is by two counter-rotating eccentric weights motors, or eccentric weights excitors.

CAPACITY

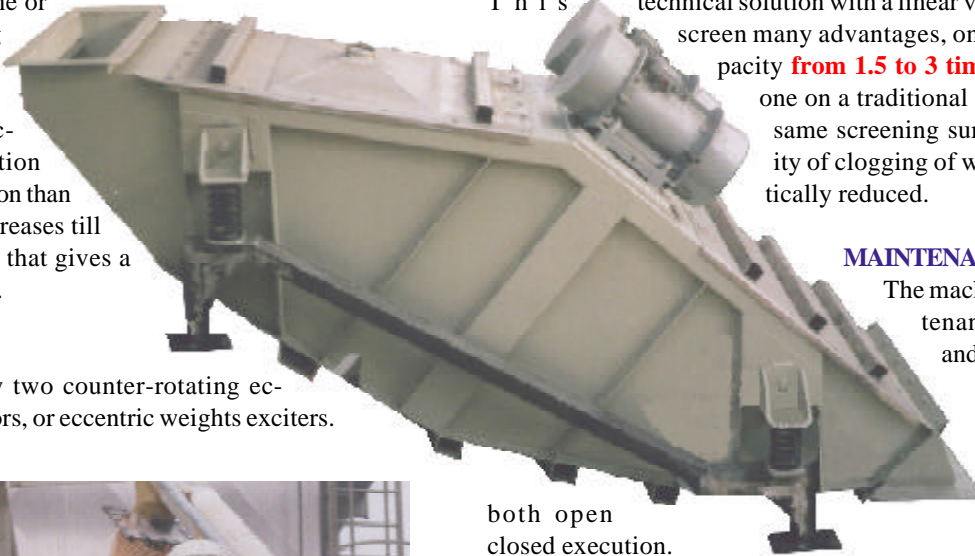
This technical solution with a linear vibration gives to the screen many advantages, one of those is the capacity **from 1.5 to 3 times higher** than the one on a traditional screen and with the same screening surface. The possibility of clogging of wire-nettings is drastically reduced.

MAINTENANCE


The machine is easy to maintenance, with a simple and quick accessibility.

EXECUTIONS

These screens are produced in and dusttight



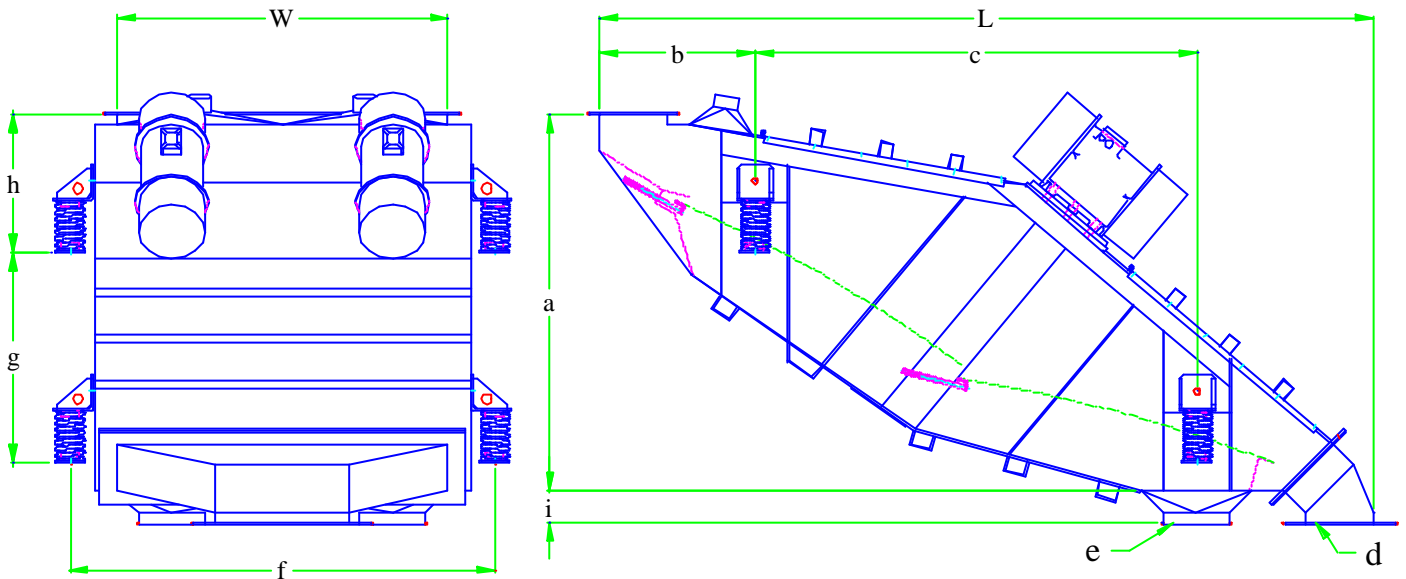
both open closed execution.



Advantages:

- ☞ *High production capacity*
- ☞ *High degree of precision*
- ☞ *Non-clogging of the selection deck*
- ☞ *Suitable for special works in the mining segments*
- ☞ *Electric heating of screening decks, if required*
- ☞ *Dusttight closed execution, if required*
- ☞ *Easy and quick maintenance*

For all our vibrating machines, we recommend the use of our electric units for the operating, braking in d.c. and operation control and synchronisation of motors.



W / L	a	b	c	d	e	f	g	h	i	kg ab.	kW
HSR 1000/2400-3	1370	490	1650	150x100	550x950	1340	750	660	250	1050	2x1,3
HSR 1000/3000-2	1855	700	2000	300x550	Ø300	1340	950	650	150	1500	2x3,1
HSR 1000/5000-3	2650	900	3000	500x1000	1700x1000	1340	1500	765	100	2300	2x4,5
HSR 1250/3000-2	1855	700	2000	300x600	Ø300	1590	950	650	150	1800	2x3,1
HSR 1500/3000-2	1855	700	2000	300x600	300x600	1920	950	650	150	1900	2x3,8
HSR 1500/5000-3	2650	900	3000	500x1500	1700x1500	1920	1500	765	100	2900	2x4,5

The execution of banana screens and, therefore, the dimensions of same will change according to the particular use which they are studied and planned for.

